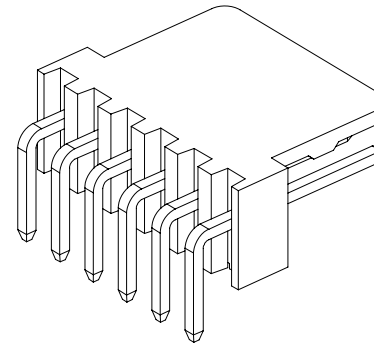
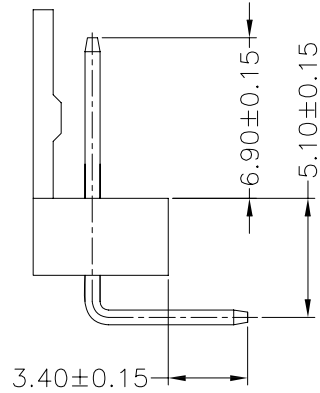
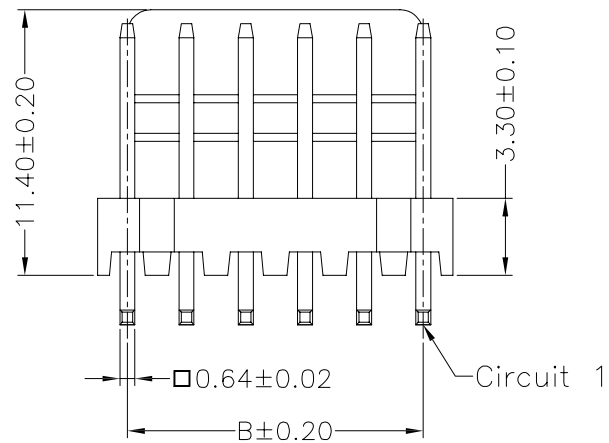


正式图 参考图 设变图



REV.	ECN NO.	DESCRIPTION	DATE	DESIGN
AO	---	INITIAL RELEASED	2017.03.08	HAN MIN



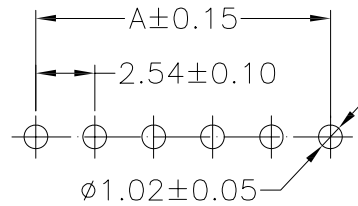
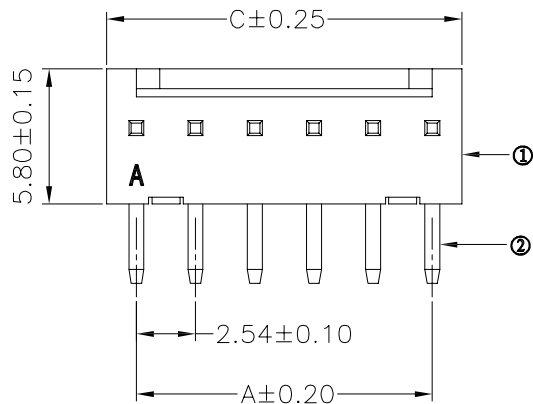
NOTE:

- 1.Current Rating: 3A
- 2.Rated voltage: 250V AC\DC
- 3.Dielectric Withstanding Voltage:
AC 500V/1minute
- 4.Contact resistance: $\leq 30m\Omega$
- 5.Insulation resistance: $\geq 100M\Omega$
- 6.Temperature range:
-25°C to +85°C

Ordering information:

ZB2542A-~~XX~~P-SW~~XX~~-~~XX~~00X
(1) (2) (3) (4)

- (1):NO OF PIN :02P ~ 16P
 (2):Terminal plating:
AC=Bright Tin
 (3):Housing material
PA=PA66 UL94V-0
 (4):Packing mode:
1=in bags



RECOMMENDED PCB Layout
 DEFAULT TOLERANCES:±0.10(TOP VIEW)

No. of PIN数	Dimensions (mm)			No. of PIN数	Dimensions (mm)		
	A	B	C		A	B	C
02	2.54	2.54	5.08	12	27.94	27.94	30.48
03	5.08	5.08	7.62	13	30.84	30.84	33.02
04	7.62	7.62	10.16	14	33.02	33.02	35.56
05	10.16	10.16	12.70	15	35.56	35.56	38.10
06	12.70	12.70	15.24	16	38.10	38.10	40.64
07	15.24	15.24	17.78	17	40.64	40.64	43.18
08	17.78	17.78	20.32	18	43.18	43.18	45.72
09	30.32	30.32	22.86	19	45.72	45.72	48.26
10	22.86	22.86	25.40	20	48.26	48.26	50.80
11	25.40	25.40	27.94				

TOLERANCE		NAME(INTENDED USE)	ZHAOBO 浙江朝博电子有限公司 ZheJiang Zhaobo Electronic Co.,Ltd		
X.X ±0.30	X.* ±10°	CUSTOMER DRAWING	TITLE: 2.54mm Pitch 180°Wafer-DIP TYPE高弯		
.XX ±0.20	.X.* ± 8°	PART NO.	DRAWG NO. 01ZB-0040		
.XXX ±0.10	.XX.* ± 5°	See Ordering information	SCALE SHEET REV. 1:1 1/1 AO		
UNITS	mm	DESIGN: HAN MIN			
MATERILA	----	CHED: ZHU DE YIN			
FINISH	-----	APPD: NI HAI QING			

NO.	PART NAME	QTY.	MATERIAL	REMARK
2	TERMINAL	N	BRASS	See Ordering information
1	HOUSING	1	See Ordering information	White color