
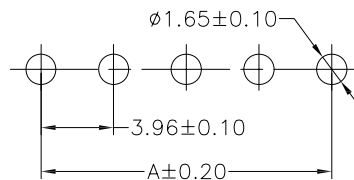
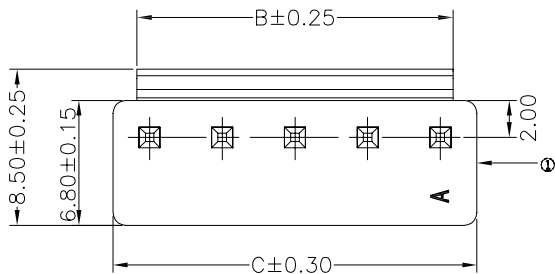
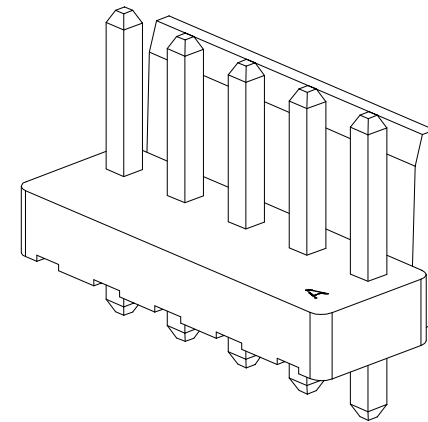
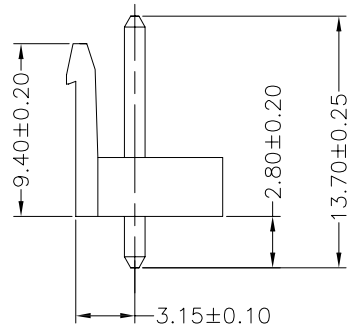
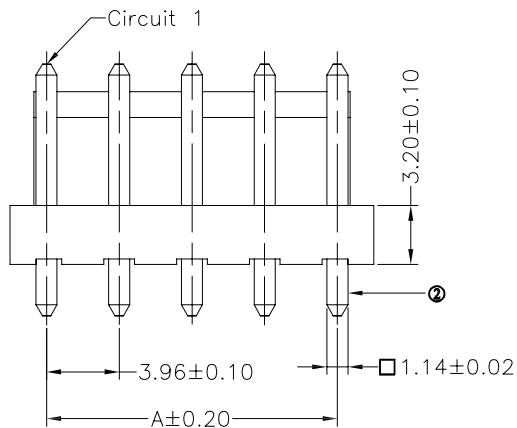


正式图 参考图 设变图



| REV. | ECN NO. | DESCRIPTION | DATE | DESIGN |
|------|---------|------------------|------------|---------|
| A0 | --- | INITIAL RELEASED | 2017.03.08 | HAN MIN |



RECOMMENDED PCB Layout
DEFAULT TOLERANCES:±0.10(TOP VIEW)

NOTE:

- 1.Current Rating: 7A
- 2.Rated voltage: 250V AC\DC
- 3.Dielectric Withstanding Voltage:
AC 500V/1minute
- 4.Contact resistance: ≤30mΩ
- 5.Insulation resistance: ≥100MΩ
- 6.Temperature range:
-25°C to +85°C

Ordering information:

VH39610-XXP-SZXX-XX00X
(1) (2) (3) (4)

(1):Model:

0=TYPE A K=TYPE K

(2):NO OF PIN :02P ~ 16P

(3):Terminal plating:

AC=Bright Tin

(4):Housing material

PA=PA66 UL 94HB

(5):Packing mode:

1=in bags

| No. of PIN数 | Dimensions (mm) | | |
|-------------|-----------------|-------|-------|
| | A | B | C |
| 02 | 3.96 | 5.34 | 7.94 |
| 03 | 7.92 | 9.30 | 11.90 |
| 04 | 11.88 | 13.26 | 15.82 |
| 05 | 15.84 | 17.22 | 19.82 |
| 06 | 19.80 | 21.18 | 23.78 |
| 07 | 23.76 | 25.14 | 27.74 |
| 08 | 27.72 | 29.10 | 31.70 |
| 09 | 31.68 | 33.06 | 35.66 |
| 10 | 35.64 | 37.02 | 39.62 |
| 11 | 39.60 | 40.98 | 43.58 |
| 12 | 43.56 | 44.94 | 47.54 |
| 13 | 47.52 | 48.90 | 51.80 |
| 14 | 51.48 | 52.86 | 55.46 |

| | | |
|----------------------|--|---|
| TOLERANCE | NAME(INTENDED USE) CUSTOMER DRAWING | ZHAOBO 浙江朝博电子有限公司 ZheJiang Zhaobo Electronic Co.,Ltd |
| X.X ±0.30 X.* ±10° | PART NO. | TITLE: |
| .XX ±0.20 .X.* ± 8° | See Ordering information | 3.96mm Pitch 180°Wafer-DIP TYPE |
| .XXX ±0.10 .XX* ± 5° | DESIGN: HAN MIN | DRAWG NO. |
| UNITS mm | | 01ZB-0033 |
| MATERILA ---- | CHED: ZHU DE YIN | SCALE SHEET REV. |
| FINISH ----- | APPD: NI HAI QING | 1:1 1/1 A0 |

| 2 | TERMINAL | N | BRASS | See Ordering information |
|-----|-----------|------|--------------------------|--------------------------|
| 1 | HOUSING | 1 | See Ordering information | White color |
| NO. | PART NAME | QTY. | MATERIAL | REMARK |