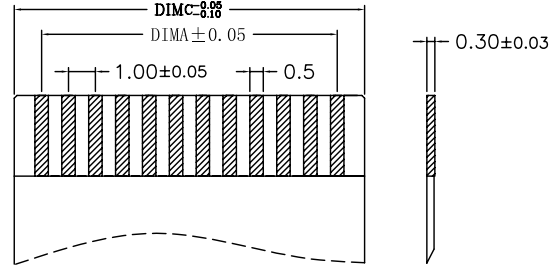
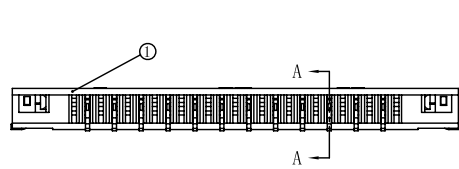
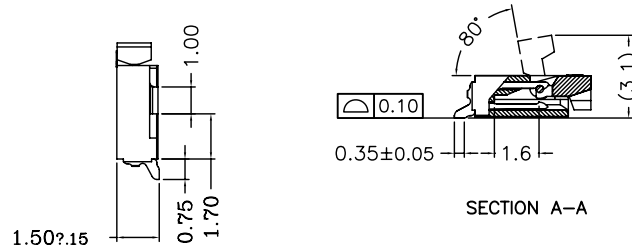
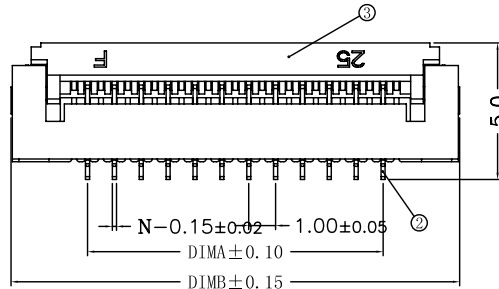
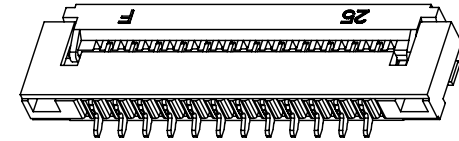
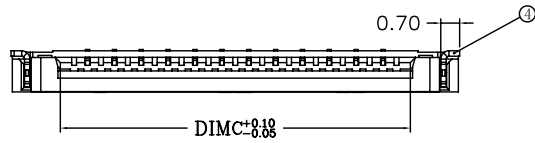


正式图	参考图	设变图
○		

REV.	ECN NO.	DESCRIPTION	DATE	DESIGN
AO	---	INITIAL RELEASED	2017.03.08	HAN MIN

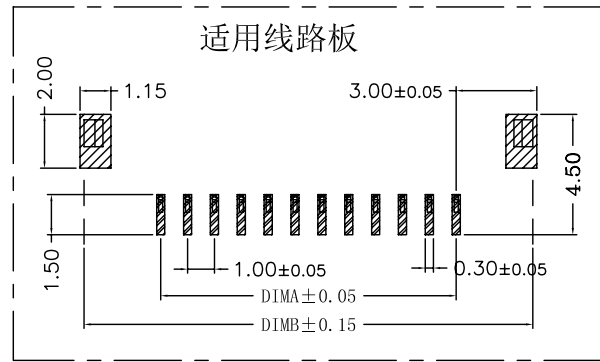


- NOTE:
- 1.Current Rating: 0.5A
  - 2.Rated voltage:50V AC\DC
  - 3.Dielectric Withstanding Voltage:  
AC 250V/1minute
  - 4.Contact resistance: ≤30mΩ Max
  - 5.Insulation resistance: ≥500MΩ
  - 6.Temperature range:  
-25°C to +85°C

Ordering information:  
 FP1011W-XXP-SSXX-LP00X  
 (1) (2) (3)

(1):NO OF PIN :04P ~ 30P  
 (2):Terminal plating:  
 AD=Foggy Tin AE=Gold(G/F)  
 A5=Semi gold Tin  
 (3):Packing mode:  
 3=Tube 4=Tape & Reel

PIN	DIMA	DIMB	DIMC
4	3.00	8.70	5.03
5	4.00	9.70	6.03
6	5.00	10.70	7.03
7	6.00	11.70	8.03
8	7.00	12.70	9.03
9	8.00	13.70	10.03
10	9.00	14.70	11.03
11	10.00	15.70	12.03
12	11.00	16.70	13.03
13	12.00	17.70	14.03
14	13.00	18.70	15.03
15	14.00	19.70	16.03
16	15.00	20.70	17.03
17	16.00	21.70	18.03
18	17.00	22.70	19.03
19	18.00	23.70	20.03
20	19.00	24.70	21.03
21	20.00	25.70	22.03
22	21.00	26.70	23.03
23	22.00	27.70	24.03
24	23.00	28.70	25.03
25	24.00	29.70	26.03
26	25.00	30.70	27.03
27	26.00	31.70	28.03
28	27.00	32.70	29.03
29	28.00	33.70	30.03
30	29.00	34.70	31.03



RECOMMENDED PCB Layout  
 DEFAULT TOLERANCES:±0.05(TOP VIEW)

TOLERANCE		NAME(INTENDED USE) CUSTOMER DRAWING	ZHAOBO 浙江朝博电子有限公司 ZheJiang Zhaobo Electronic Co.,Ltd		
X.X ±0.30	X.* ±10°	PART NO.	TITLE: 1.0 Pitch掀盖卧式下接(H=1.5)		
.XX ±0.20	.X.* ± 8°	See Ordering information	DRAWG NO. 03FP-0009		
.XXX ±0.10	.XX.* ± 5°	DESIGN: HAN MIN	SCALE SHEET REV. 1:1 1/1 AO		
UNITS	mm	DESIGN: HAN MIN			
MATERILA	----	CHED: ZHU DE YIN			
FINISH	----	APPD: NI HAI QING			

NO.	PART NAME	QTY.	MATERIAL	REMARK
④	FITTING NAIL	2	Phosphor Bronze	Sn-plated
⑤	ACTUATOR	1	LCP UL94V-0	Black
②	TERMINAL	N	Phosphor Bronze	See Ordering information
①	HOUSING	1	LCP UL94V-0	Natural