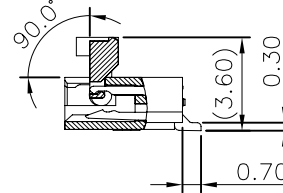
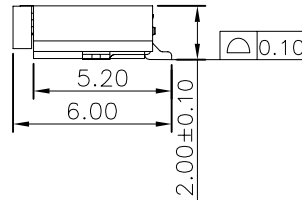
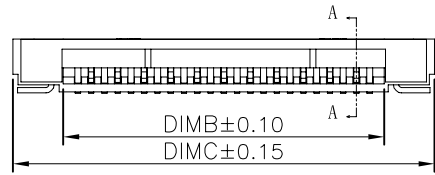
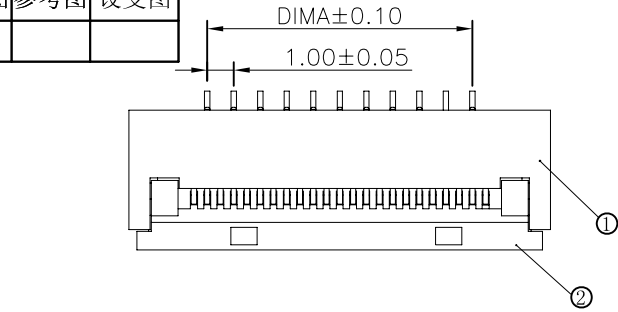
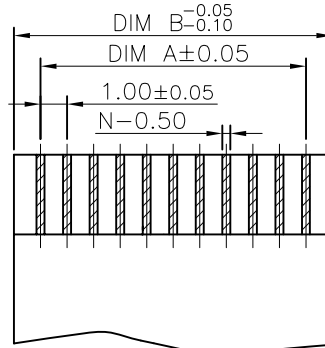
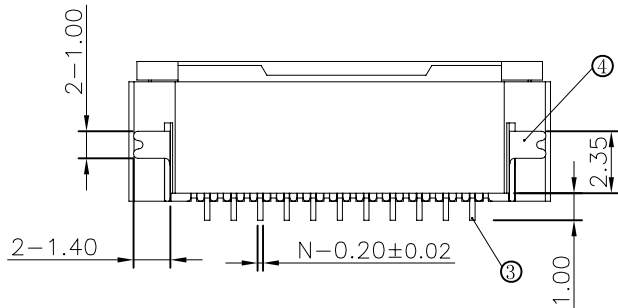


正式图 参考图 设变图

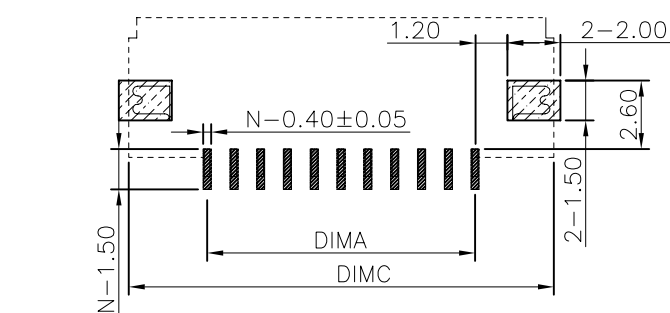
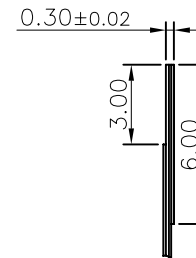
REV.	ECN NO.	DESCRIPTION	DATE	DESIGN
AO	---	INITIAL RELEASED	2016.05.08	HAN MIN



SECTION A-A



Applicable FFC



RECOMMENDED PCB Layout  
DEFAULT TOLERANCES:±0.05(TOP VIEW)

NOTE:

- 1.Current Rating: 0.5A
- 2.Rated voltage: 50V AC\DC
- 3.Dielectric Withstanding Voltage:  
AC 250V/1minute
- 4.Contact resistance: ≤30mΩ
- 5.Insulation resistance: ≥500MΩ
- 6.Temperature range:  
-25°C to +80°C

Ordering information:

FP10030-XXP-SSXX-LP00X  
(1) (2) (3)

- (1):NO OF PIN :04P ~ 30P
- (2):Terminal plating:  
AC=Bright Tin AD=Foggy Tin  
A6=Gold AE=Gold Log Tin
- (3):Packing mode:  
3=Tube 4=Tape & Reel

TABLE B:

NO.Of PIN数	Dimensions		
	DIM A	DIM B	DIM C
04	3.00	5.10	8.90
05	4.00	6.10	9.90
06	5.00	7.10	10.90
07	6.00	8.10	11.90
08	7.00	9.10	12.90
09	8.00	10.10	13.90
10	9.00	11.10	14.90
11	10.00	12.10	15.90
12	11.00	13.10	16.90
13	12.00	14.10	17.90
14	13.00	15.10	18.90
15	14.00	16.10	19.90
16	15.00	17.10	20.90
17	16.00	18.10	21.90
18	17.00	19.10	22.90
19	18.00	20.10	23.90
20	19.00	21.10	24.90
21	20.00	22.10	25.90
22	21.00	23.10	26.90
23	22.00	24.10	27.90
24	23.00	25.10	28.90
25	24.00	26.10	29.90
26	25.00	27.10	30.90
27	26.00	28.10	31.90
28	27.00	29.10	32.90
29	28.00	30.10	33.90
30	29.00	31.10	34.90

TABLE A:

NO	PART NAME	QTY.	MATERIAL	REMARK
④	FITTING NAIL	2	BRASS	SEE Description
③	TERMINAL	N	PHOSPHOR BRONZE	SEE Description
②	SLIDER	1	LP=LCP UL94V-0	Black
①	HOUSING	1	LP=LCP UL94V-0	White

TOLERANCE		NAME(INTENDED USE) CUSTOMER DRAWING	ZHAOBO 浙江朝博电子有限公司 Zhejiang Zhaobo Electronic Co.,Ltd	
X.X ±0.30	X.* ±10°	PART NO.	TITLE: 1.0mm FPC CONNECTOR	
.XX ±0.20	.X* ± 8°	See Ordering information	DRAWG NO. 03FP-0010	
.XXX ±0.10	.XX* ± 5°	DESIGN: HAN MIN	SCALE SHEET REV. 1:1 1/1 AO	
UNITS mm		CHED:		
MATERILA		APPD:		
FINISH				