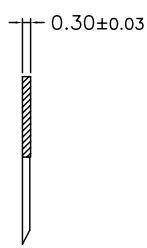
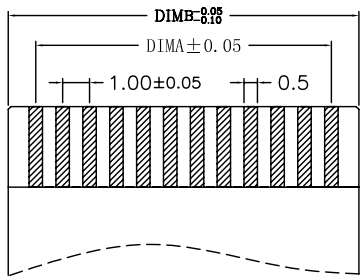
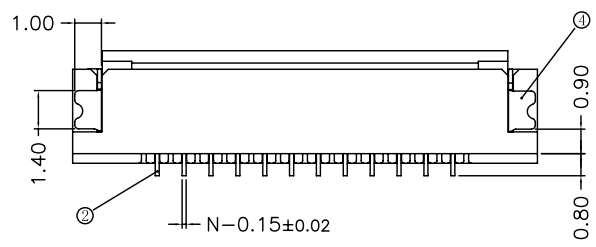
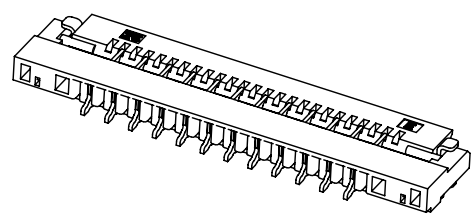
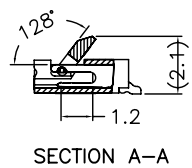
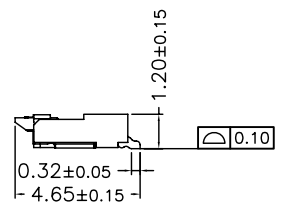
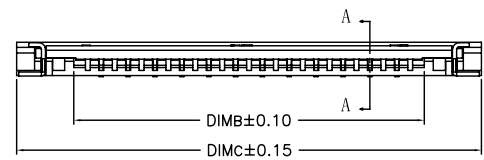
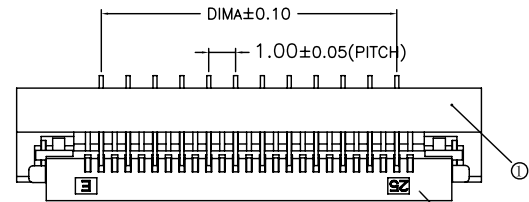
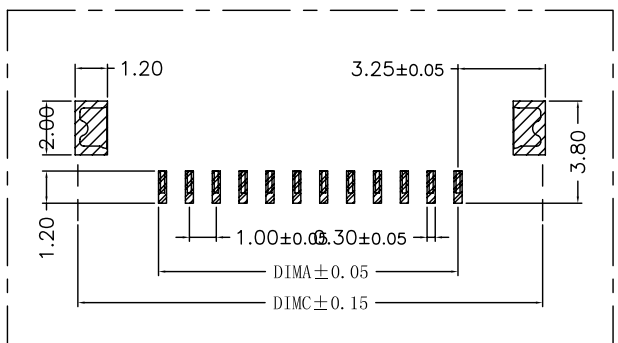


正式图 参考图 设变图

REV.	ECN NO.	DESCRIPTION	DATE	DESIGN
AO	---	INITIAL RELEASED	2017.03.08	HAN MIN



Applicable FFC



RECOMMENDED PCB Layout  
DEFAULT TOLERANCES: ±0.05(TOP VIEW)

- NOTE:
- 1.Current Rating: 0.5A
  - 2.Rated voltage:50V AC\DC
  - 3.Dielectric Withstanding Voltage:  
AC 250V/1minute
  - 4.Contact resistance: ≤30mΩ Max
  - 5.Insulation resistance: ≥500MΩ
  - 6.Temperature range:  
-25°C to +85°C

Ordering information:  
FP1010W-XXP-SSXX-LP00X  
(1) (2) (3)

(1):NO OF PIN :04P~30P  
(2):Terminal plating:  
AD=Foggy Tin AE=Gold(G/F)  
A5=Semi gold Tin  
(3):Packing mode:  
3=Tube 4=Tape & Reel

PIN	DIM A	DIM B	DIM C
4	3.00	5.06	10.46
5	4.00	6.06	11.46
6	5.00	7.06	12.46
7	6.00	8.06	13.46
8	7.00	9.06	14.46
9	8.00	10.06	15.46
10	9.00	11.06	16.46
11	10.00	12.06	17.46
12	11.00	13.06	18.46
13	12.00	14.06	19.46
14	13.00	15.06	20.46
15	14.00	16.06	21.46
16	15.00	17.06	22.46
17	16.00	18.06	23.46
18	17.00	19.06	24.46
19	18.00	20.06	25.46
20	19.00	21.06	26.46
21	20.00	22.06	27.46
22	21.00	23.06	28.46
23	22.00	24.06	29.46
24	23.00	25.06	30.46
25	24.00	26.06	31.46
26	25.00	27.06	32.46
27	26.00	28.06	33.46
28	27.00	29.06	34.46
29	28.00	30.06	35.46
30	29.00	31.06	36.46

④	FITTING NAIL	2	Phosphor Bronze	Sn-plated
⑤	ACTUATOR	1	LCP UL94V-0	Black
②	TERMINAL	N	Phosphor Bronze	See Ordering information
①	HOUSING	1	LCP UL94V-0	Natural
NO.	PART NAME	QTY.	MATERIAL	REMARK

TOLERANCE	NAME(INTENDED USE) CUSTOMER DRAWING	ZHAOBO 浙江朝博电子有限公司 ZheJiang Zhaobo Electronic Co.,Ltd		
X.X ±0.30   X.* ±10°	PART NO.	TITLE: 1.0 Pitch掀盖卧式下接(H=1.2)		
.XX ±0.20   .X* ± 8°	See Ordering information	DRAWG NO. 03FP-0008		
.XXX ±0.10   .XX* ± 5°	DESIGN: HAN MIN	SCALE SHEET REV. 1:1 1/1 AO		
UNITS mm	CHED: ZHU DE YIN	APPD: NI HAI QING		
MATERILA ----				
FINISH ----				