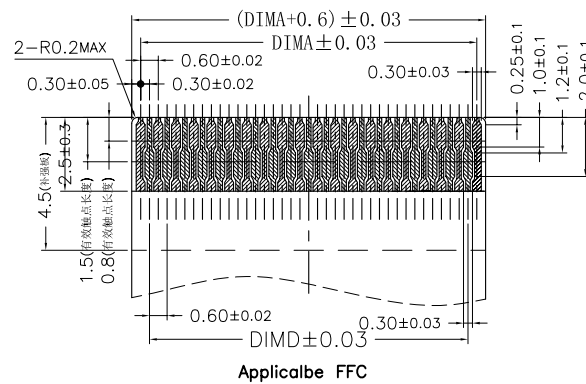
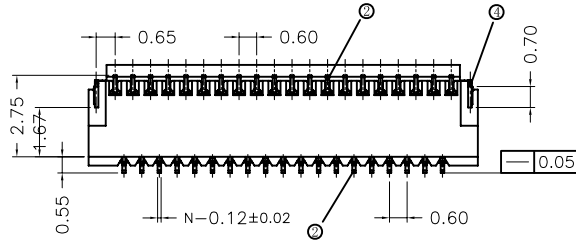
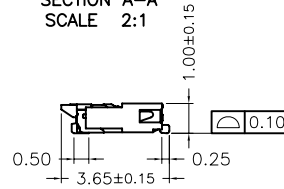
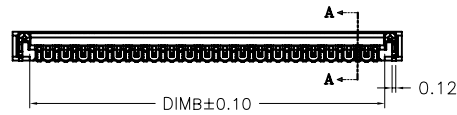
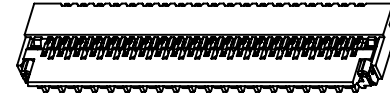
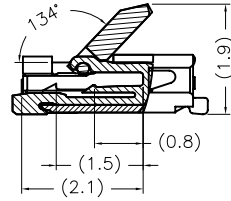
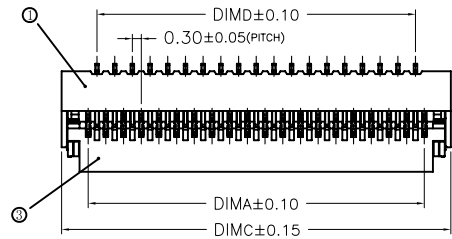


|     |     |     |
|-----|-----|-----|
| 正式图 | 参考图 | 设变图 |
| ○   |     |     |

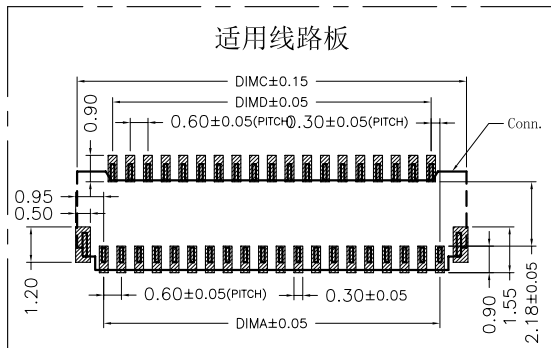
| REV. | ECN NO. | DESCRIPTION      | DATE       | DESIGN  |
|------|---------|------------------|------------|---------|
| AO   | ---     | INITIAL RELEASED | 2017.06.07 | HAN MIN |



- NOTE:
- 1.Current Rating: 0.2A
  - 2.Rated voltage: 30V AC\DC
  - 3.Dielectric Withstanding Voltage:  
AC 250V/1minute
  - 4.Contact resistance:  $\leq 50m\Omega$
  - 5.Insulation resistance:  $\geq 50M\Omega$
  - 6.Temperature range:  
-25°C to +85°C

Ordering information:  
 FP0310W-XXP-SSXX-LP00X  
 (1) (2) (3)  
 (1):NO OF PIN :13P ~ 71P  
 (2):Terminal plating:  
 AE=Gold(G/F) A5=Semi gold Tin  
 (3):Packing mode:  
 3=Tube 4=Tape & Reel

| PIN | DIMA  | DIMB  | DIMC  | DIMD  |
|-----|-------|-------|-------|-------|
| 13  | 3.60  | 4.24  | 5.40  | 3.00  |
| 15  | 4.20  | 4.84  | 6.00  | 3.60  |
| 17  | 4.80  | 5.44  | 6.60  | 4.20  |
| 19  | 5.40  | 6.04  | 7.20  | 4.80  |
| 21  | 6.00  | 6.64  | 7.80  | 5.40  |
| 23  | 6.60  | 7.24  | 8.40  | 6.00  |
| 25  | 7.20  | 7.84  | 9.00  | 6.60  |
| 27  | 7.80  | 8.44  | 9.60  | 7.20  |
| 29  | 8.40  | 9.04  | 10.20 | 7.80  |
| 31  | 9.00  | 9.64  | 10.80 | 8.40  |
| 33  | 9.60  | 10.24 | 11.40 | 9.00  |
| 35  | 10.20 | 10.84 | 12.00 | 9.60  |
| 37  | 10.80 | 11.44 | 12.60 | 10.20 |
| 39  | 11.40 | 12.04 | 13.20 | 10.80 |
| 41  | 12.00 | 12.64 | 13.80 | 11.40 |
| 43  | 12.60 | 13.24 | 14.40 | 12.00 |
| 45  | 13.20 | 13.84 | 15.00 | 12.60 |
| 47  | 13.80 | 14.44 | 15.60 | 13.20 |
| 49  | 14.40 | 15.04 | 16.20 | 13.80 |
| 51  | 15.00 | 15.64 | 16.80 | 14.40 |
| 53  | 15.60 | 16.24 | 17.40 | 15.00 |
| 55  | 16.20 | 16.84 | 18.00 | 15.60 |
| 57  | 16.80 | 17.44 | 18.60 | 16.20 |
| 59  | 17.40 | 18.04 | 19.20 | 16.80 |
| 61  | 18.00 | 18.64 | 19.80 | 17.40 |
| 63  | 18.60 | 19.24 | 20.40 | 18.00 |
| 65  | 19.20 | 19.84 | 21.00 | 18.60 |
| 67  | 19.80 | 20.44 | 21.60 | 19.20 |
| 69  | 20.40 | 21.04 | 22.20 | 19.80 |
| 71  | 21.00 | 21.64 | 22.80 | 20.40 |



RECOMMENDED PCB Layout  
 DEFAULT TOLERANCES:±0.05(TOP VIEW)

| TOLERANCE     |           | NAME(INTENDED USE)<br>CUSTOMER DRAWING | ZHAOBO 浙江朝博电子有限公司<br>ZheJiang Zhaobo Electronic Co.,Ltd |            |
|---------------|-----------|--|---|------------|
| X.X ±0.30     | X.* ±10°  | PART NO.                               | TITLE:  |            |
| .XX ±0.20     | .X* ± 8°  | See Ordering information               | 0.3 Pitch掀盖卧式下接(H=1.0)                                  |            |
| .XXX ±0.10    | .XX* ± 5° | DESIGN: HAN MIN                        | DRAWG NO.   |            |
| UNITS mm      |           | CHED: ZHU DE YIN                       | 03FP-0001   |            |
| MATERILA ---- |           | APPD: NI HAI QING                      | SCALE   | SHEET      |
| FINISH ----   |           |  | 1:1   | 1/1        |
|               |           |  |   | REV.<br>AO |

| NO. | PART NAME    | QTY. | MATERIAL        | REMARK                   |
|-----|--------------|------|-----------------|--------------------------|
| ④   | FITTING NAIL | 2    | Phosphor Bronze | Sn-plated                |
| ③   | ACTUATOR     | 1    | LCP UL94V-0     | Black                    |
| ②   | TERMINAL     | N    | Phosphor Bronze | See Ordering information |
| ①   | HOUSING      | 1    | LCP UL94V-0     | Natural                  |